

Technical Data Sheet

Emporium Series

Hanley Plant



Product Name	Swatch	Size	Standard	Durability Class (Grade)	Dimensional Variation (Type)	Compressive Strength (psi)	24-hr Cold Water Absorption (%)	5-hr Boil Absorption (%)	IRA (g/min per 30in ²)	Core Volume (%)
Brazilwood Smooth		Modular	ASTM C216	SW	FBX	>10,000	<6	<10	<10	<25
Brazilwood Smooth Ironspot		Modular	ASTM C216	SW	FBX	>10,000	<6	<10	<10	<25
Brazilwood Wirecut		Modular	ASTM C216	SW	FBX	>10,000	<6	<10	<10	<25
Cream White Smooth		Modular	ASTM C216	SW	FBX	>10,000	<6	<10	<10	<25
Cream White Smooth Ironspot		Modular	ASTM C216	SW	FBX	>10,000	<6	<10	<10	<25
Cream White Wirecut		Modular	ASTM C216	SW	FBX	>10,000	<6	<10	<10	<25
Dolomite Grey Smooth		Modular	ASTM C216	SW	FBX	>10,000	<6	<10	<10	<25
Dolomite Grey Smooth Ironspot		Modular	ASTM C216	SW	FBX	>10,000	<6	<10	<10	<25
Dolomite Grey Wirecut		Modular	ASTM C216	SW	FBX	>10,000	<6	<10	<10	<25
Golden Dawn Smooth		Modular	ASTM C216	SW	FBX	>10,000	<6	<10	<10	<25
Golden Dawn Smooth Ironspot		Modular	ASTM C216	SW	FBX	>10,000	<6	<10	<10	<25
Golden Dawn Wirecut		Modular	ASTM C216	SW	FBX	>10,000	<6	<10	<10	<25
Mink Grey Smooth		Modular	ASTM C216	SW	FBX	>10,000	<6	<10	<10	<25
Mink Grey Smooth Ironspot		Modular	ASTM C216	SW	FBX	>10,000	<6	<10	<10	<25
Mink Grey Wirecut		Modular	ASTM C216	SW	FBX	>10,000	<6	<10	<10	<25
Pearl River Smooth		Modular	ASTM C216	SW	FBX	>10,000	<6	<10	<10	<25
Pearl River Smooth Ironspot		Modular	ASTM C216	SW	FBX	>10,000	<6	<10	<10	<25
Pearl River Wirecut		Modular	ASTM C216	SW	FBX	>10,000	<6	<10	<10	<25
Sunset Flashed Smooth		Modular	ASTM C216	SW	FBX	>10,000	<6	<10	<10	<25
Sunset Flashed Smooth Ironspot		Modular	ASTM C216	SW	FBX	>10,000	<6	<10	<10	<25
Sunset Flashed Wirecut		Modular	ASTM C216	SW	FBX	>10,000	<6	<10	<10	<25
Sunset Smooth		Modular	ASTM C216	SW	FBX	>10,000	<6	<10	<10	<25
Sunset Smooth Ironspot		Modular	ASTM C216	SW	FBX	>10,000	<6	<10	<10	<25
Sunset Wirecut		Modular	ASTM C216	SW	FBX	>10,000	<6	<10	<10	<25
Tawny Beige Smooth		Modular	ASTM C216	SW	FBX	>10,000	<6	<10	<10	<25
Tawny Beige Smooth Ironspot		Modular	ASTM C216	SW	FBX	>10,000	<6	<10	<10	<25
Tawny Beige Wirecut		Modular	ASTM C216	SW	FBX	>10,000	<6	<10	<10	<25

This data represents average results. If specific test results are required, sample should be taken from current production lots. U.S. STANDARD TEST METHODS (ASTM C67) ARE USED AS APPLICABLE, UNLESS OTHERWISE NOTED.

Size	Width	Height	Length	Weight	Brick per Cube	Brick per Sq Ft
Modular	3-5/8"	2-1/4"	7-5/8"	4.0	525	6.86

















Note: Some products are also available as Thin Brick, see Thin Brick Technical Data Sheet.

Technical Data Sheet

Emporium Series – Thin Brick

Hanley Plant



Product Name	Swatch	Size	Standard	Durability Class (Grade)	Dimensional Variation (Type)	Compressive Strength (psi)	24-hr Cold Water Absorption (%)	5-hr Boil Absorption (%)	IRA (g/min per 30in ²)	Core Volume (%)
Cream White Smooth		Modular	ASTM C1088	Exterior	TBX	N/A	<6	<10	N/A	N/A
Cream White Wirecut		Modular	ASTM C1088	Exterior	TBX	N/A	<6	<10	N/A	N/A
Dolomite Grey Smooth		Modular	ASTM C1088	Exterior	TBX	N/A	<6	<10	N/A	N/A
Dolomite Grey Wirecut		Modular	ASTM C1088	Exterior	TBX	N/A	<6	<10	N/A	N/A
Golden Dawn Smooth		Modular	ASTM C1088	Exterior	TBX	N/A	<6	<10	N/A	N/A
Golden Dawn Wirecut		Modular	ASTM C1088	Exterior	TBX	N/A	<6	<10	N/A	N/A
Mink Grey Smooth		Modular	ASTM C1088	Exterior	TBX	N/A	<6	<10	N/A	N/A
Mink Grey Wirecut		Modular	ASTM C1088	Exterior	TBX	N/A	<6	<10	N/A	N/A
Pearl River Smooth		Modular	ASTM C1088	Exterior	TBX	N/A	<6	<10	N/A	N/A
Pearl River Wirecut		Modular	ASTM C1088	Exterior	TBX	N/A	<6	<10	N/A	N/A
Sunset Flashed Smooth		Modular	ASTM C1088	Exterior	TBX	N/A	<6	<10	N/A	N/A
Sunset Flashed Wirecut		Modular	ASTM C1088	Exterior	TBX	N/A	<6	<10	N/A	N/A
Sunset Smooth		Modular	ASTM C1088	Exterior	TBX	N/A	<6	<10	N/A	N/A
Sunset Wirecut		Modular	ASTM C1088	Exterior	TBX	N/A	<6	<10	N/A	N/A
Tawny Beige Smooth		Modular	ASTM C1088	Exterior	TBX	N/A	<6	<10	N/A	N/A
Tawny Beige Wirecut		Modular	ASTM C1088	Exterior	TBX	N/A	<6	<10	N/A	N/A

This data represents average results. If specific test results are required, sample should be taken from current production lots. U.S. STANDARD TEST METHODS (ASTM C67) ARE USED AS APPLICABLE, UNLESS OTHERWISE NOTED.

Size	Thickness	Width	Height	Length	Weight	Brick per Pack	Brick per Sq Ft
Modular Thin Brick Flat	1/2"	1/2"	2-1/4"	7-5/8"	0.8	42	6.86
Modular Thin Brick Corner	1/2"	3-5/8"	2-1/4"	7-5/8"	1.1	N/A	4.5/LF

Note: Products are also available as Full Brick, see Full Brick Technical Data Sheet.